



DOSA Standard Specification

Product Name: Non-Isolated 3.0-5.5V_{in}, 5/6A DC/DC Converter

Last Updated: 3/28/2005

General Specifications

Parameter	Specifications	Notes
Input Voltage Range	3.0-5.5V	
Output Voltages	0.9 – 3.6V	
Max. Output Current	5/6A	

Feature Descriptions

Feature	Description	Notes
On/Off Enable Logic	Positive/Negative	
Turn-On Delay Time	7mS (max)	Enable to 10% V _{out}
Turn-On Rise Time	7ms (max)	10% - 90% V _{out}
Input Under Voltage Lockout	Auto recovery	
Output Current Protection	Auto recovery	
Trim Equation	$R_{trim-up} = \frac{10500}{V_{DES} - 0.7525} - 1000 \text{ } (\Omega)$ <p style="text-align: center;">or</p> $V_{Out} = 0.7525 + \frac{10500}{R_{trim-up} + 1000} \text{ } (\Omega)$ <p>where V_{DES} = Desired Output Voltage</p>	Programmable Output Voltage with Resistor
Remote Sense	Optional Feature	
Sequencing	Optional Feature	

Mechanical Specifications

DOSA non-isolated converters will be offered in both through hole and surface mount configurations.

SIP (Single In-Line Through Hole Package) Mechanical Drawing

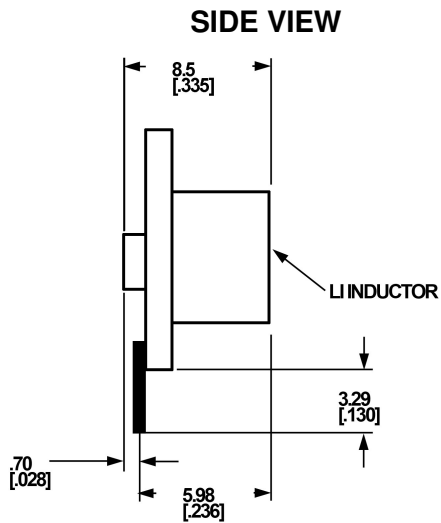
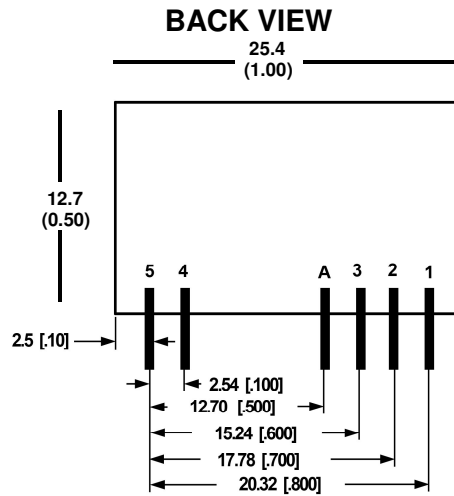
Pin Dimensions:

Through Hole: Pins diameter is 0.025" (0.64mm).

Dimensions are in millimeters and (inches.)

Tolerances: x.x mm ± 0.5 mm (x.xx in. ± 0.02 in.)

x.xx mm ± 0.25 mm (x.xxx in. ± 0.010 in.)



Pin	Function
1	V_{out}
2	TRIM
3	GND
A	SEQ
4	V_{in}
5	ON/OFF

SMT (Surface Mount Package) Mechanical Drawing

Pin Dimensions:

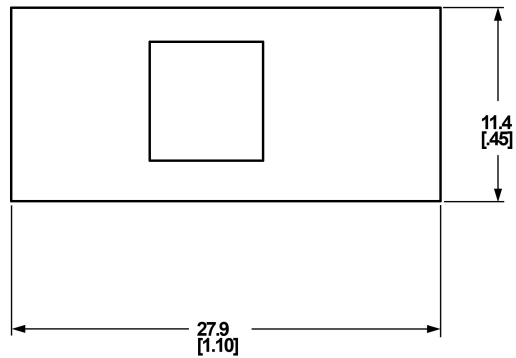
Surface Mount: Pin diameter is 0.062" (1.57mm).

Dimensions are in millimeters and (inches.)

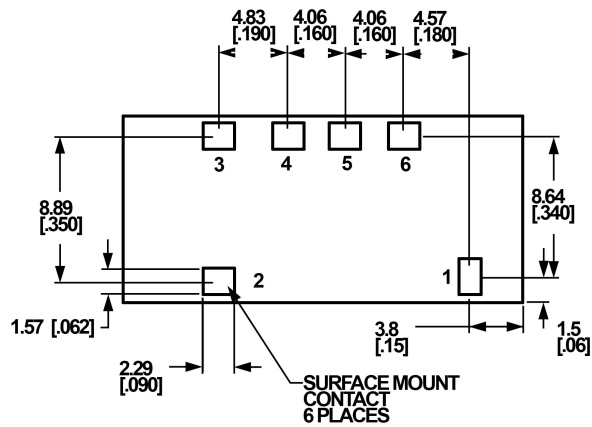
Tolerances: x.x mm ± 0.5 mm (x.xx in. ± 0.02 in.)

x.xx mm ± 0.25 mm (x.xxx in. ± 0.010 in.)

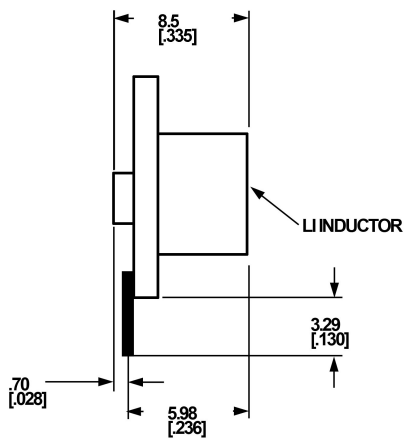
TOP VIEW



BOTTOM VIEW



SIDE VIEW



Pin	Function
1	ON/OFF
2	V_{in}
3	SEQ
4	GND
5	TRIM
6	V_{out}