



<p>DOSA Standard Specification</p> <p><u>Product Name:</u> Non-Isolated 3.0 – 5.5V_{in}, 15/16/20A</p> <p>DC/DC Converter</p> <p><u>Last Updated:</u> 3/28/2005</p>
--

General Specifications

Parameter	Specifications	Notes
Input Voltage Range	3.0 – 5.5V	
Output Voltages	0.9 – 3.6V	
Max. Output Current	15/16/20A	

Feature Descriptions

Feature	Description	Notes
On/Off Enable Logic	Positive/Negative	
Turn-On Delay Time	10mS (max)	Enable to 10% V _{out}
Turn-On Rise Time	7ms (max)	10% - 90% V _{out}
Input Under Voltage Lockout	Auto recovery	
Output Current Protection	Auto recovery	
Over Temperature Protection	125°C (auto recovery)	
Trim Equation	$R_{trim} = \frac{21070}{V_{OUT} - 0.7525} - 5110 \quad (\Omega)$	Programmable Output Voltage with Resistor
Remote Sense	Optional Feature	
Sequencing	Optional Feature	
Current Share	Optional Feature	

Mechanical Specifications

DOSA non-isolated converters will be offered in both through hole and surface mount configurations.

SIP (Single In-Line Through Hole Package) Mechanical Drawing

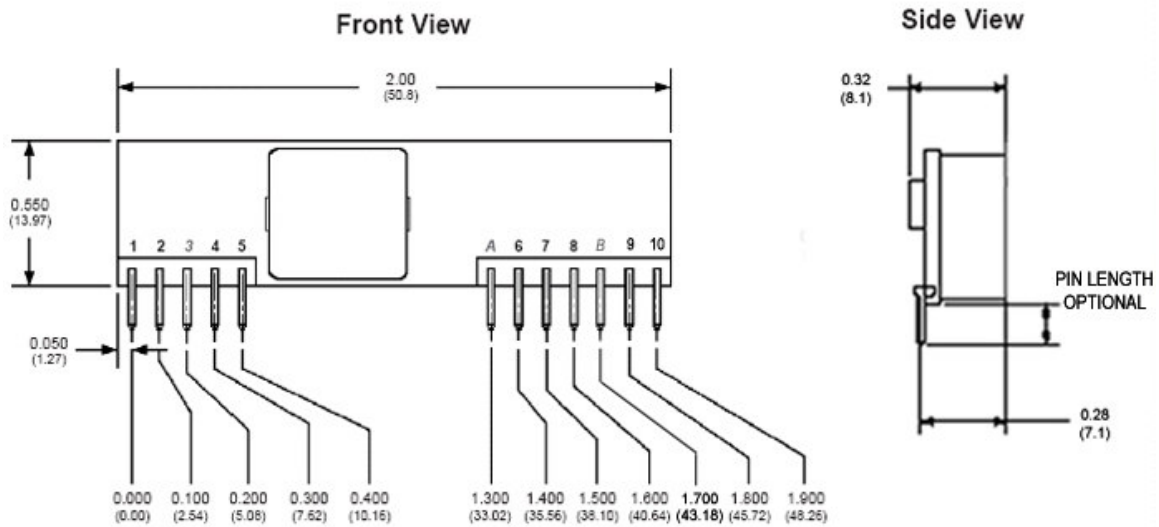
Pin Dimensions:

Through Hole: Pins diameter is 0.025" (0.64mm).

Dimensions are in millimeters and (inches.)

Tolerances: x.x mm \pm 0.5 mm (x.xx in. \pm 0.02 in.)

x.xx mm \pm 0.25 mm (x.xxx in. \pm 0.010 in.)



Pin	Function
1	V _{out}
2	V _{out}
3	SENSE
4	V _{out}
5	GND
A	I Share
6	GND
7	V _{in}
8	V _{in}
B	SEQ
9	TRIM
10	ON/OFF

SMT (Surface Mount Package) Mechanical Drawing

Pin Dimensions:

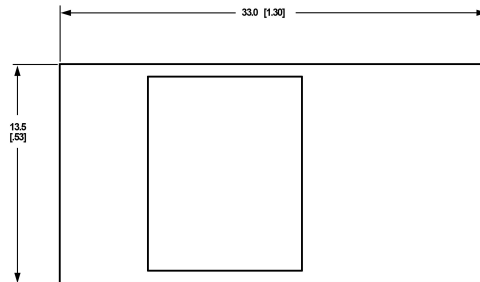
Surface Mount: Pin diameter is 0.062" (1.57mm).

Dimensions are in millimeters and (inches.)

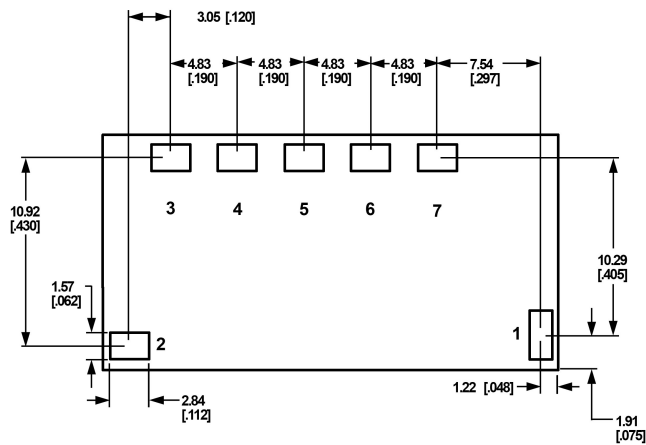
Tolerances: x.x mm ± 0.5 mm (x.xx in. ± 0.02 in.)

x.xx mm ± 0.25 mm (x.xxx in. ± 0.010 in.)

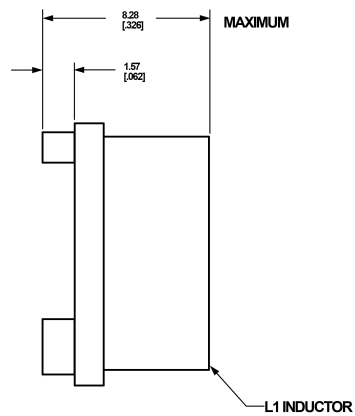
TOP VIEW



BOTTOM VIEW



SIDE VIEW



Pin	Function
1	ON/OFF
2	V_{in}
3	SEQ
4	GND
5	V_{out}
6	TRIM
7	SENSE